



Strategic Plan Update - 2017

During the 2014-2015 school year the District, in collaboration with many stakeholders within the community, created a strategic plan to serve as the guideposts for our decision making and action planning within the District. From that work, we created the four pillars that will guide our organization to increasing the outcomes for all of our students. We committed to working toward these goals for the next five years. As our community is an integral piece of the work we do, we also want to keep you posted on our progress toward these goals.

Community Engagement is what unites us with our community.

Parents, students and the community are effectively engaged in the educational process and feel connected and proud to be part of the School District of Black River Falls.

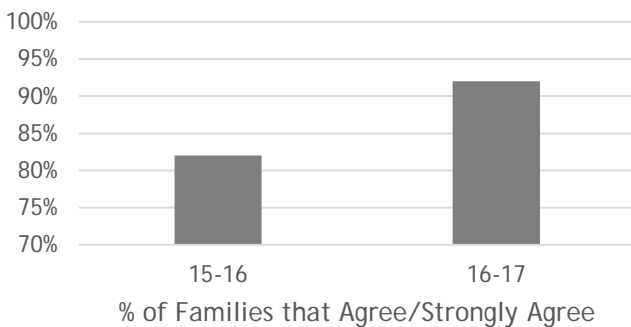
The strategic initiatives in this pillar talk about increasing community engagement through social media, the Tiger Tribune, newspaper articles, and events that publicly celebrate internal and external stakeholders for success. Additionally, we challenged ourselves to implement new opportunities for parent engagement, which may include adult learning opportunities, volunteerism, and application of available technology.

We will measure our effectiveness and growth in this area by the following measures:

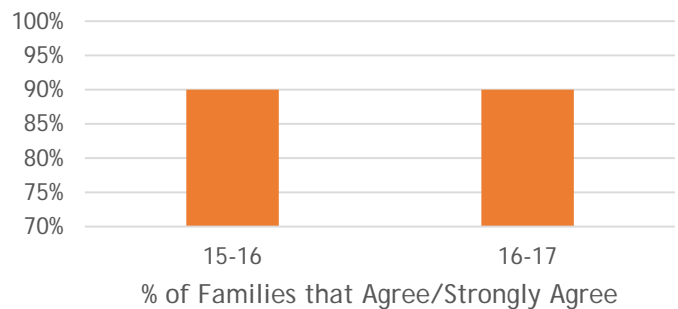
- Annual perception surveys of students and families.
- Broader community perception survey once every three years.
- Percentage of students involved in high school extra-curricular activities.
- Percentage of students that have a parent/caring adult attend Parent/Teacher Conferences.
- Logging our community business partnerships.
- Ratio of students who open enroll in/out of the District.

Family Perception Survey Responses

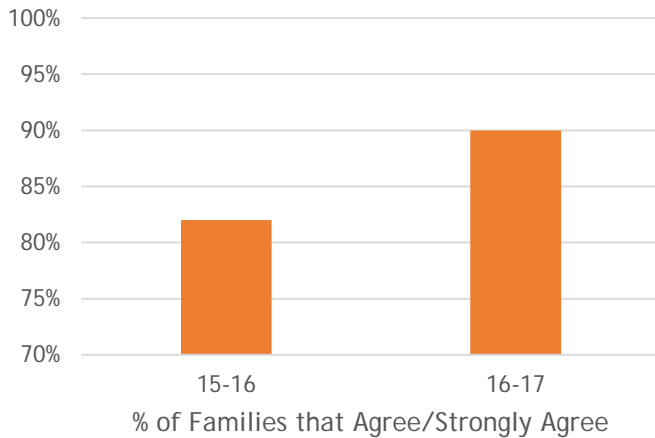
I feel welcome at my child's school.



Concerns I raise about my child are addressed promptly.



I would recommend the School District of Black River Falls to others.

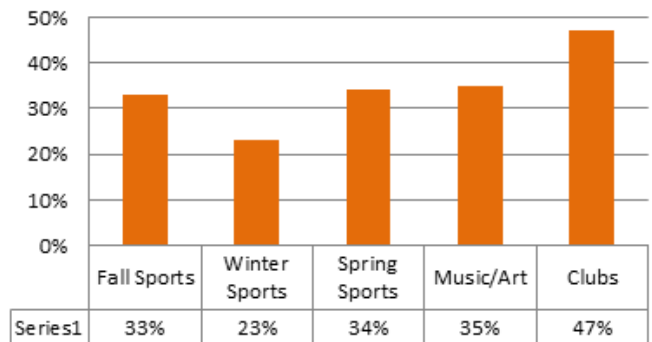


We believe this is an extremely important question to ask. Our goal under this pillar says that we want families to “feel connected and proud to be a part of the School District of Black River Falls”. We measure their sense of pride based on whether or not they would recommend our District to someone that they knew was looking. We are very excited to see this rate of growth in this area!

Extra-Curricular Involvement

The percent of students involved in Extra and Co-Curricular opportunities at the high school level is shown to the right. Clubs that are included would be FBLA, FCCLA, FFA, NHS, Newspaper, Yearbook, GM 97, Student Senate, TABU/TATU, Robotics, and Skills USA. This may not be a complete listing of clubs offered at any given time, however, these operate consistently with a membership group. This data is our baseline data from the 2015-2016 school year.

% of Students Participating in Co-Curricular Activities

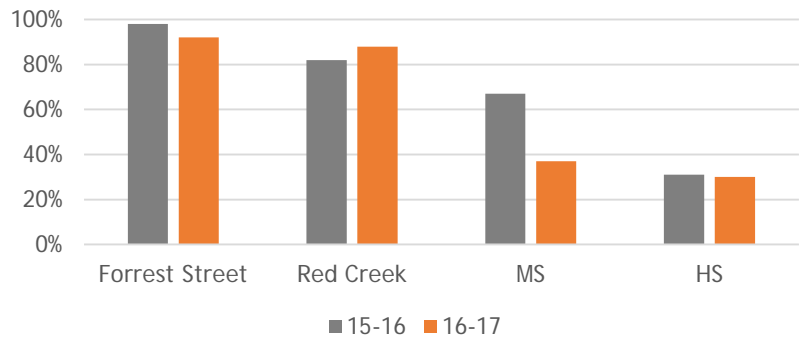


Attendance at Parent/Teacher conferences

varies significantly among the grade levels. Increasing parent engagement/involvement is a component in each of the building’s Continuous Improvement Plans.

Research is extremely solid in this area. Families that model the importance of education, reinforce good study habits, demand good attendance, and communicate regularly with the school, have students that are more successful. They achieve higher test scores, get better grades, report more positive feelings about school, and are more likely to enroll in post-secondary education after graduation. If you have ideas as to how we can continue to engage more families, please let us know!

Parent Teacher Conference Attendance



If you have ideas as to how we can continue to engage more families, please let us know!

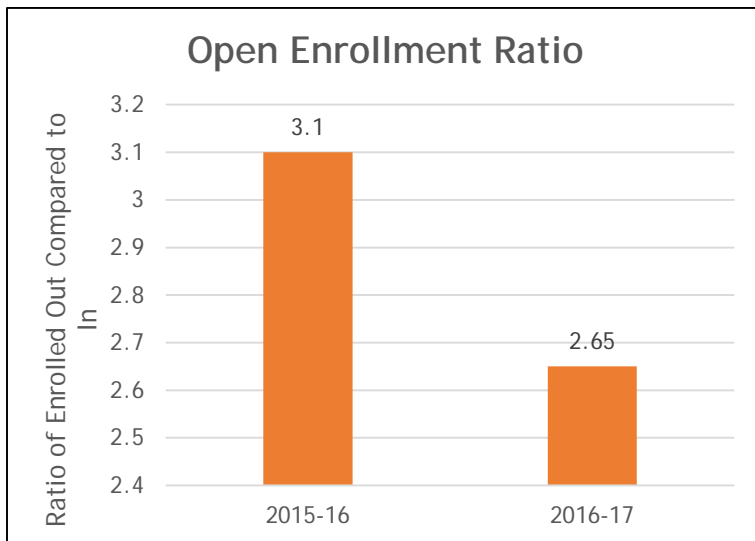
Business Partnerships

We are extremely blessed to live in such a supportive community! We have many businesses and individuals that continue to go out of their way to provide meaningful and unique opportunities for our students. The function of education is to prepare our students to be successful as they exit the school system and enter into the workforce, post-secondary education, the service, or whatever their future holds. This is not a challenge we can accept on our own. The saying that "It takes a village..." is very critical when it comes to exposing our students to all the possibilities. We've categorized our partnerships into two areas; Co-Op job placement sites and those that allow us to visit as a field trip site, or they come in to the classroom to share their work.

2015-2016 School Year

- Students were placed in 35 different job placement sites.
 - 30 different area businesses opened their doors for field trips or collaboration on site.
-

Ratio of Open Enrollment In to Open Enrollment Out



Traditionally, children in Wisconsin are assigned to public school districts based on the location of their parents' home. Open enrollment is a tuition-free opportunity for parents to apply for their children to attend a public school in a school district other than the one in which they live. The state then requires the district where the family lives to transfer money to the district where the family chooses to attend. Families may choose to open enroll for MANY reasons: proximity to their home or work, child care, programming, etc. Over 55% of districts in the state of Wisconsin end up losing more students to Open Enrollment than they receive from other districts. Depending on the ratio of students coming and going into a district, the financial impact can be significant. To interpret the chart above, if our ratio were "0" we

would have the same number enrolling both enrolling in and out of the District. A negative ratio would mean we had more students open enrolling into our District, than we do out.